

Appendix A: Donning and Doffing PPE

GUIDE TO PUTTING ON PERSONAL PROTECTIVE EQUIPMENT

Droplet & Contact Precautions (Universal Masking)

1

Procedure/surgical mask



Process will depend on what face/eye protection is available

Scenario 1- If goggles or full-face shield is available, leave mask on and proceed to Step 2.

Scenario 2- If mask needs to be replaced with a mask with visor or N95, perform hand hygiene, remove original mask, and store as per guidance. Proceed to Step 2.

4

N95 Respirator (if applicable)



- Required for AGMPs for patients with unknown, novel or emerging pathogens.
- Refer to manufacturer for specific donning instructions.
- Perform a 'seal check' with each use.
- N95 respirators must be 'fit tested' prior to use.

2

Hand Hygiene



Perform hand hygiene.

Alcohol-based hand rub is preferred. Use soap and water if hand are visibly soiled.

5

Face/Eye Protection



- Put on mask with visor or goggles or full shield as available.
- Place over the eyes or face.
- Adjust to fit
- **NOTE:** Eyeglasses are not considered protective eyewear.

3

Long-sleeved gown



- Select level of gown based on fluid exposure risk.
- Make sure the gown covers from neck to knees to wrist.
- Tie at back of neck and waist.

6

Gloves



- Put on gloves.
- Pull the cuffs of gloves over the cuffs of the gown.


FOR NOVEL AND EMERGING PATHOGENS: Initiate Contact & Droplet Precautions and wear gloves, gowns, procedure/surgical mask and face/eye protection when within 2 metres of patient.



GUIDE TO REMOVING PERSONAL PROTECTIVE EQUIPMENT

Droplet & Contact Precautions (Universal Masking)

1 **Gloves**




- Outside of glove is contaminated.
- Use glove to glove, skin-to-skin technique.
- Discard in garbage

4 **Hand Hygiene**


Perform hand hygiene.
Alcohol-based hand rub is preferred. Use soap and water if hands are visibly soiled.

2 **Hand Hygiene**




Perform hand hygiene.
Alcohol-based hand rub is preferred. Use soap and water if hand are visibly soiled.

5 **Face/Eye Protection**




- Handle only by headband or earpieces.
- Carefully pull away from the face.
- Place non-disposable face/eye protection in designated area for disinfection & disposable items in garbage.

3 **Long-sleeved gown**




- Carefully unfasten ties. DO NOT rip off.
- Grasp the outside of the gown at the back by the shoulders and pull down over the arms.
- Turn the gown inside out during removal.
- Carefully fold into bundle.
- Place disposable gown in garbage or place non-disposable gown in laundry hamper.

6 **Mask OR N95 Respirator**



Scenario 1 - LEAVE MASK ON if wearing full face shield and mask is not visibly soiled or mask integrity is affected by moisture/ humidity. Proceed to Step 7.



Scenario 2: If you wore goggles or wearing mask with visor, mask must be removed. Do not touch front of mask, allow to fall away from face & discard.

N95 must be removed outside of room.

7 **Perform Hand Hygiene**

8 **Exit Patient Room.**
Remove N95 (if applicable).
Perform Hand Hygiene

9 **If Applicable, Obtain New Mask or Apply Stored Mask**



Appendix B: COVID-19 Self-Screening Tool (Updated March 7, 2022)

If DHCPs or office staff have any of the following **new or worsening** signs or symptoms, or they are required to isolate, they must exclude themselves from work and they must complete the [online assessment](#), or contact 811, and arrange for COVID-19 testing. Throughout the shift, each individual is to monitor and if any symptoms develop during the shift, they are to exclude themselves from work at that time.

NAME: _____

DATE: _____

COVID-19 Signs and Symptoms

Signs or Symptom	Yes or No
In the past 48 hours, had or is currently experiencing one of the following symptoms	
Unexplained Fever (> 38 deg C)	
A new or worsening cough	
OR Two or more of the following symptoms (new or worsening)	
Sore throat	
Runny nose/nasal congestion	
Shortness of breath	
Headache	
Required to isolate for any reason?	

Appendix C: COVID-19 Patient Screening Tool (Updated March 7, 2022)

COVID-19 Signs and Symptoms

Signs or Symptoms	Yes or No
<p>Do you have either of the following?</p> <ul style="list-style-type: none"> • A fever (greater than 38°C) or fever like symptoms: chills or sweats; or • A new or worsening cough. <p><u>OR:</u></p>	
<p>Do you have two or more of the following symptoms (new or worsening)?</p> <ul style="list-style-type: none"> • Sore throat • Runny nose/nasal congestion • Headache • Shortness of breath. 	
<p>Are you required to isolate for any reason?</p>	